

Going on a Mornington Peninsula Waterbike Tour



What to bring



Hat, Sunglasses and
Sunscreen



Noise Cancelling
Headphones



Water Bottle



Digital Ticket or Confirmation
Email



Fidget



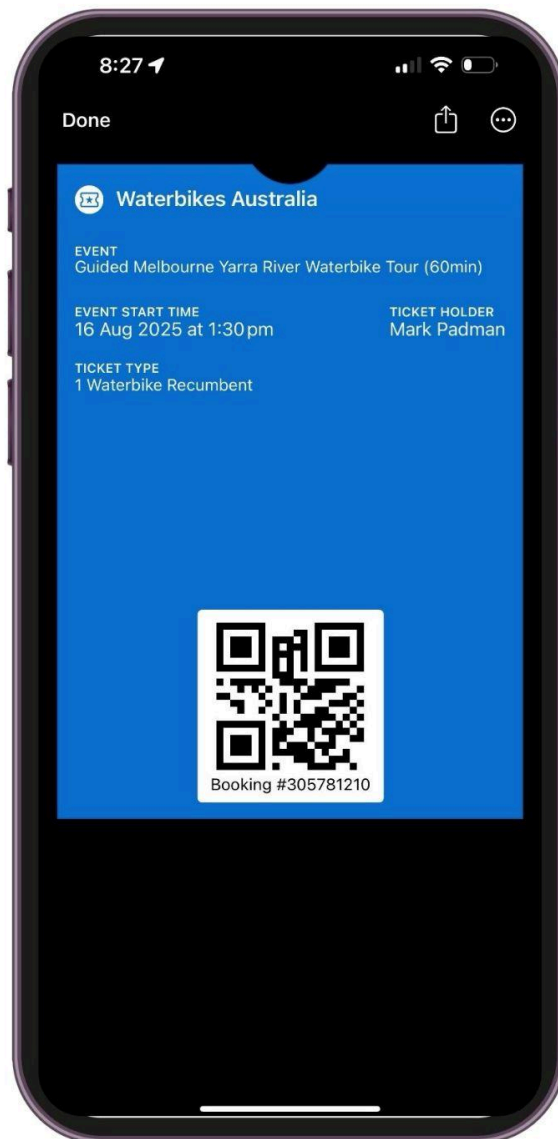
Sunflower Lanyard



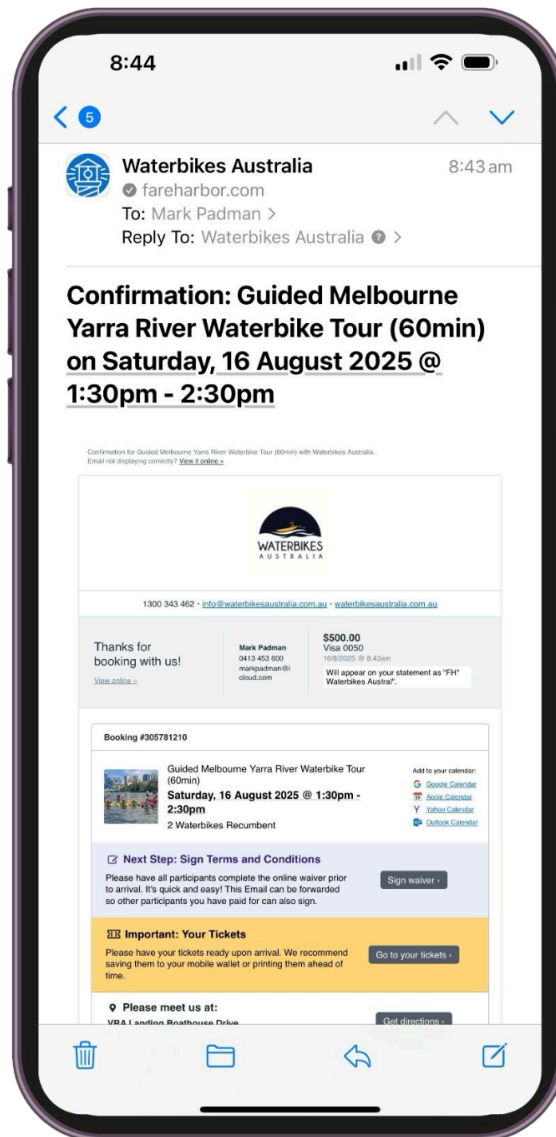
Debit or Credit Card



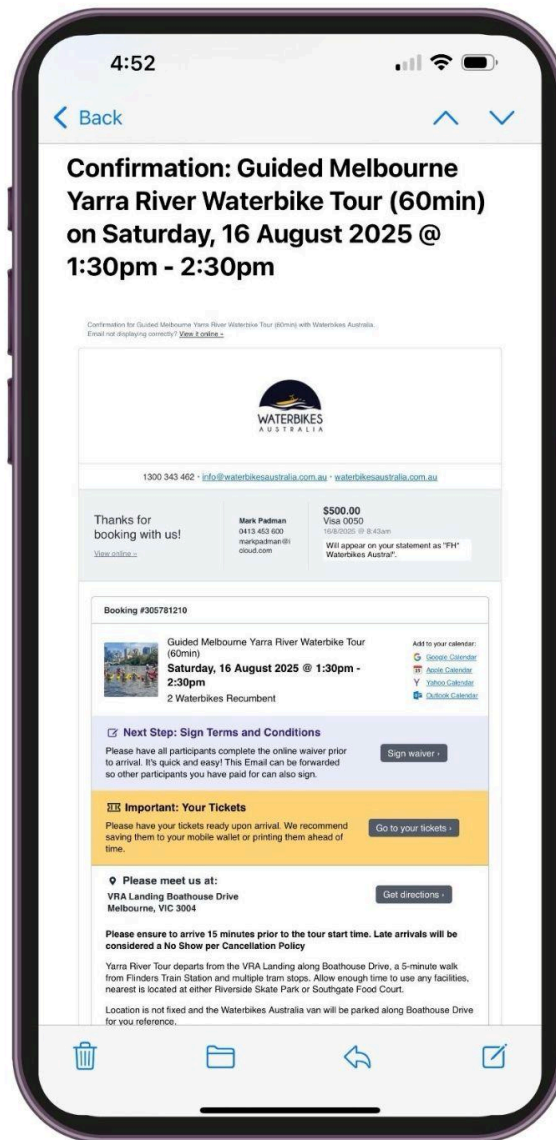
Bag



I have downloaded my ticket from the Confirmation Email received to my phone's wallet or I have the QR code



Before I go on my tour, I will need to complete the Terms and Conditions, by clicking on the Sign Waiver button on my Confirmation Email.



I need to arrive at my meeting point on time, 15mins prior to my tour time, ensuring I have used the restrooms nearby if needed and allowed enough time to find parking if required.

I can check my meeting point on my Confirmation Email and click the Get Directions button.



Waterbikes Australia Staff will fit me with a lifejacket and provide me with an important safety briefing before my tour.



Waterbikes Australia Staff will ensure the waterbike is setup to my height before my tour.



There may be lots of other vessels on the water and I may experience some small waves in the water.

I will be ok and Waterbikes Australia Staff will be with me to ensure my safety.

If I feel unsafe or I need a break, I can let the Waterbikes Australia Staff know.



I might be lucky enough to see some marine life. I will listen to the Waterbikes Australia Staff about getting too close.





If I need help, I can ask the Waterbikes Australia. They wear navy blue uniforms.

If I don't feel comfortable speaking to staff I can Email **info@waterbikesaustralia.com.au** or text **0413 453 600**

