

Going on a Yarra River Waterbike Tour



What to bring



Hat, Sunglasses and
Sunscreen



Noise Cancelling
Headphones



Water Bottle



Digital Ticket or Confirmation
Email



Fidget



Sunflower Lanyard



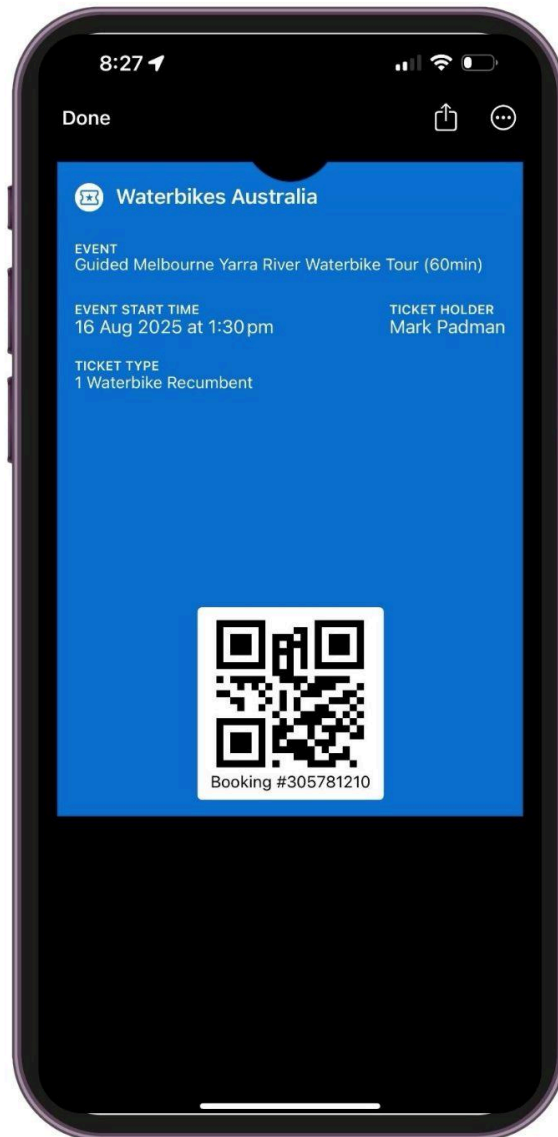
Debit or Credit Card



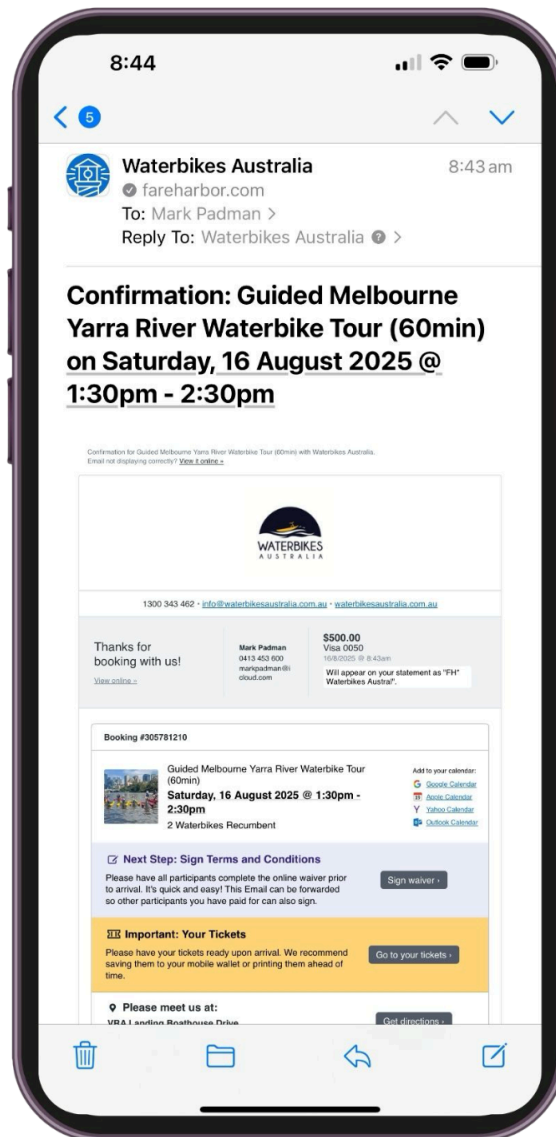
Bag



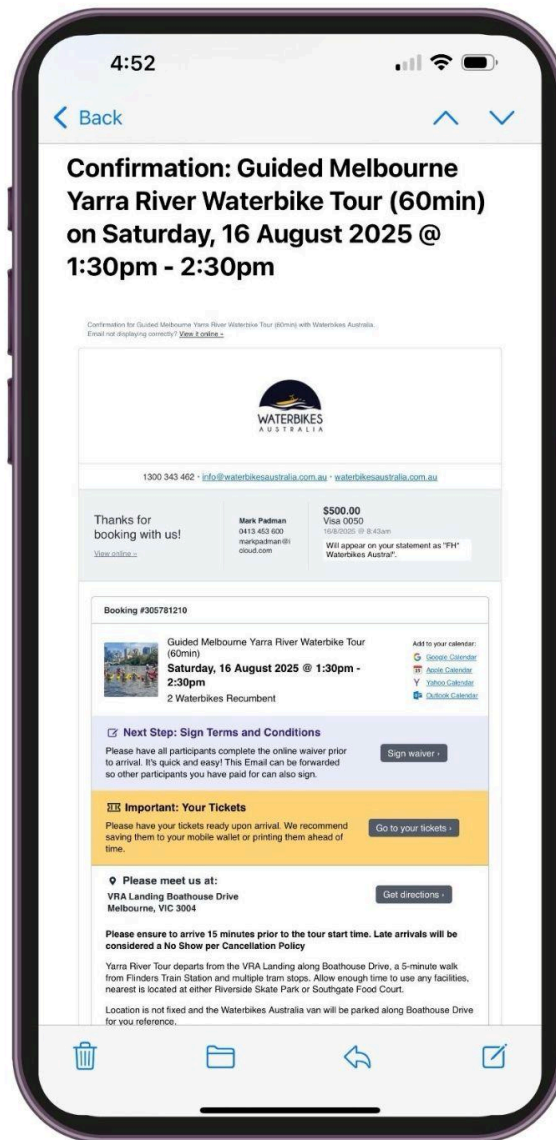
Boathouse Drive has very limited parking so taking public transport may be my best option.



I have downloaded my ticket from the Confirmation Email received to my phone's wallet or I have the QR code



Before I go on my tour, I will need to complete the Terms and Conditions, by clicking on the Sign Waiver button on my Confirmation Email.



I need to arrive at Boathouse Drive on time, 15mins prior to my tour time, ensuring I have used the restrooms nearby if needed.

I can check my meeting point on my Confirmation Email and click the Get Directions button.



Waterbikes Australia Staff will fit me with a lifejacket and provide me with an important safety briefing before my tour.





Waterbikes Australia Staff will ensure the waterbike is setup to my height before my tour.



There will be lots of other vessels on the Yarra River and they may make small bumps in the water.

I will be ok and Waterbikes Australia Staff will be with me to ensure my safety.

If I feel unsafe or I need a break, I can let the Waterbikes Australia Staff know.



If I need help, I can ask the Waterbikes Australia. They wear navy blue uniforms.

If I don't feel comfortable speaking to staff I can Email **info@waterbikesaustralia.com.au** or text **0413 453 600**

